



Drawing lines and angles accurately



- 1 Draw each of the angles accurately.
Use the line provided as part of your angle.
- a) 60 degrees



- b) 85°



- c) 110°



- d) 143°



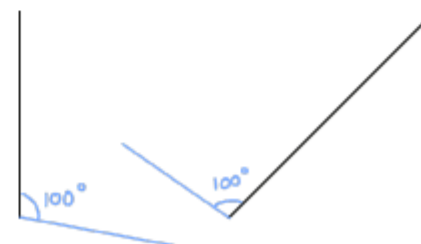
- 2 Dexter is asked to draw an angle of 30 degrees.
He marks a point as shown.



What mistake has Dexter made?

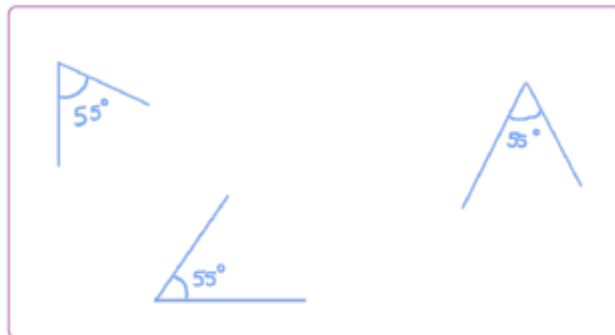
He has used the wrong scale on the
protractor.

- 3 Draw an angle of 100° on each line.
Use the lines to form part of the angle.





- 4 Draw three angles that all measure 55° .
Each angle should be in a different orientation.

e.g.



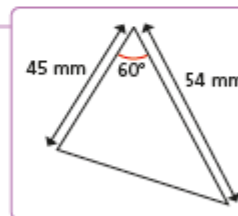
- 5 Draw these lines and angles accurately using a ruler and protractor.



- 6 Make an accurate drawing of the shape.



- 7 Draw the triangle accurately and work out its perimeter.



perimeter = mm