

Equivalent fractions (1)



1 Shade the bar models to represent the equivalent fractions.

a)

$\frac{1}{2}$	$\frac{1}{2}$
---------------	---------------

 $\frac{1}{2} = \frac{3}{6}$

$\frac{1}{6}$	$\frac{1}{6}$	$\frac{1}{6}$	$\frac{1}{6}$	$\frac{1}{6}$	$\frac{1}{6}$
---------------	---------------	---------------	---------------	---------------	---------------

b)

$\frac{1}{2}$	$\frac{1}{2}$
---------------	---------------

 $\frac{1}{2} = \frac{5}{10}$

$\frac{1}{10}$	$\frac{1}{10}$	$\frac{1}{10}$	$\frac{1}{10}$	$\frac{1}{10}$	$\frac{1}{10}$	$\frac{1}{10}$	$\frac{1}{10}$	$\frac{1}{10}$	$\frac{1}{10}$
----------------	----------------	----------------	----------------	----------------	----------------	----------------	----------------	----------------	----------------

c)

$\frac{1}{5}$	$\frac{1}{5}$	$\frac{1}{5}$	$\frac{1}{5}$	$\frac{1}{5}$
---------------	---------------	---------------	---------------	---------------

 $\frac{4}{5} = \frac{8}{10}$

$\frac{1}{10}$	$\frac{1}{10}$	$\frac{1}{10}$	$\frac{1}{10}$	$\frac{1}{10}$	$\frac{1}{10}$	$\frac{1}{10}$	$\frac{1}{10}$	$\frac{1}{10}$	$\frac{1}{10}$
----------------	----------------	----------------	----------------	----------------	----------------	----------------	----------------	----------------	----------------

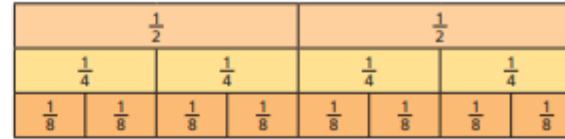
d)

$\frac{1}{8}$	$\frac{1}{8}$	$\frac{1}{8}$	$\frac{1}{8}$	$\frac{1}{8}$	$\frac{1}{8}$	$\frac{1}{8}$	$\frac{1}{8}$	$\frac{1}{8}$
---------------	---------------	---------------	---------------	---------------	---------------	---------------	---------------	---------------

 $\frac{6}{8} = \frac{3}{4}$

$\frac{1}{4}$	$\frac{1}{4}$	$\frac{1}{4}$	$\frac{1}{4}$
---------------	---------------	---------------	---------------


2 Use the fraction wall to complete the equivalent fractions.



a) $\frac{1}{2} = \frac{\square}{4}$ c) $\frac{2}{4} = \frac{4}{\square}$ e) $\frac{\square}{8} = \frac{3}{4}$

b) $\frac{1}{2} = \frac{\square}{8}$ d) $\frac{2}{8} = \frac{\square}{4}$ f) $\frac{2}{2} = \frac{\square}{4} = \frac{\square}{8}$

3 a) Label the fractions on the fraction wall.

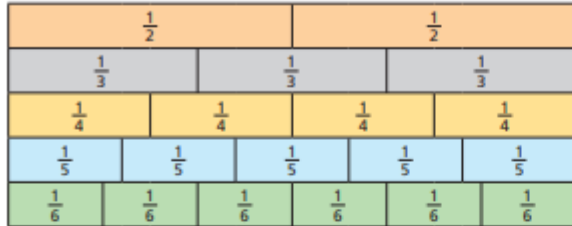


b) Use the fraction wall to complete the equivalent fractions.

$\frac{1}{3} = \frac{\square}{6} = \frac{3}{\square}$ $\frac{\square}{3} = \frac{4}{\square} = \frac{6}{9}$

$\frac{3}{\square} = \frac{6}{\square} = \frac{9}{\square} = 1$

4 Here is a fraction wall.



Is each statement true or false? Tick your answers.

- | | True | False |
|---|--------------------------|--------------------------|
| a) $\frac{1}{2}$ is equivalent to $\frac{3}{6}$ | <input type="checkbox"/> | <input type="checkbox"/> |
| b) $\frac{2}{3}$ is equivalent to $\frac{3}{4}$ | <input type="checkbox"/> | <input type="checkbox"/> |
| c) $\frac{2}{4}$ is equivalent to $\frac{3}{6}$ | <input type="checkbox"/> | <input type="checkbox"/> |
| d) $\frac{2}{3}$ is equivalent to $\frac{4}{5}$ | <input type="checkbox"/> | <input type="checkbox"/> |
| e) $\frac{2}{3}$ is equivalent to $\frac{4}{6}$ | <input type="checkbox"/> | <input type="checkbox"/> |
| f) $\frac{3}{5}$ is equivalent to $\frac{4}{6}$ | <input type="checkbox"/> | <input type="checkbox"/> |

Write your own equivalent fractions statements.

Ask a partner to say if they are true or false.



5 Are the statements always, sometimes or never true?

Circle your answer.

Draw a diagram to support your answer.

a) The greater the numerator, the greater the fraction.

always sometimes never

b) Fractions equivalent to one half have even numerators.

always sometimes never

c) If a fraction is equivalent to one half, the denominator will be double the numerator.

always sometimes never

(Answers below)


Equivalent fractions (1)




1 Shade the bar models to represent the equivalent fractions.



$$\frac{1}{2} = \frac{3}{6}$$



$$\frac{1}{2} = \frac{5}{10}$$

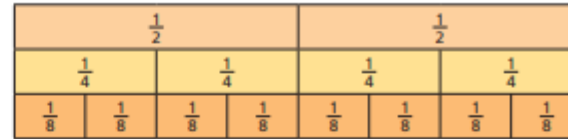


$$\frac{4}{5} = \frac{8}{10}$$



$$\frac{6}{8} = \frac{3}{4}$$

2 Use the fraction wall to complete the equivalent fractions.



a) $\frac{1}{2} = \frac{2}{4}$

c) $\frac{2}{4} = \frac{4}{8}$

e) $\frac{6}{8} = \frac{3}{4}$

b) $\frac{1}{2} = \frac{4}{8}$

d) $\frac{2}{8} = \frac{1}{4}$

f) $\frac{2}{2} = \frac{4}{4} = \frac{8}{8}$

3 a) Label the fractions on the fraction wall.



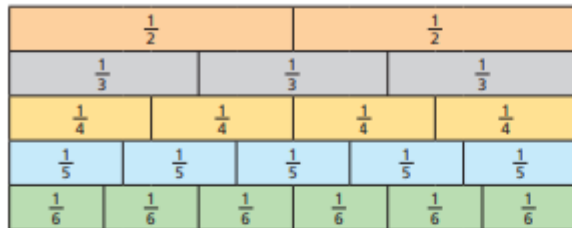
b) Use the fraction wall to complete the equivalent fractions.

$$\frac{1}{3} = \frac{2}{6} = \frac{3}{9}$$

$$\frac{2}{3} = \frac{4}{6} = \frac{6}{9}$$

$$\frac{3}{8} = \frac{6}{6} = \frac{9}{9} = 1$$

4 Here is a fraction wall.



Is each statement true or false? Tick your answers.

- | | True | False |
|---|-------------------------------------|-------------------------------------|
| a) $\frac{1}{2}$ is equivalent to $\frac{3}{6}$ | <input checked="" type="checkbox"/> | <input type="checkbox"/> |
| b) $\frac{2}{3}$ is equivalent to $\frac{3}{4}$ | <input type="checkbox"/> | <input checked="" type="checkbox"/> |
| c) $\frac{2}{4}$ is equivalent to $\frac{3}{6}$ | <input checked="" type="checkbox"/> | <input type="checkbox"/> |
| d) $\frac{2}{3}$ is equivalent to $\frac{4}{5}$ | <input type="checkbox"/> | <input checked="" type="checkbox"/> |
| e) $\frac{2}{3}$ is equivalent to $\frac{4}{6}$ | <input checked="" type="checkbox"/> | <input type="checkbox"/> |
| f) $\frac{3}{5}$ is equivalent to $\frac{4}{6}$ | <input type="checkbox"/> | <input checked="" type="checkbox"/> |

Write your own equivalent fractions statements.
Ask a partner to say if they are true or false.



5 Are the statements always, sometimes or never true?

Circle your answer.

Draw a diagram to support your answer.

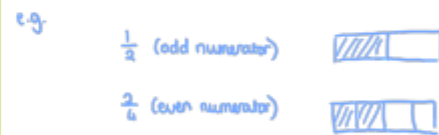
a) The greater the numerator, the greater the fraction.

always sometimes never



b) Fractions equivalent to one half have even numerators.

always sometimes never



c) If a fraction is equivalent to one half, the denominator will be double the numerator.

always sometimes never

